

Thank you for selecting this new light fitting. All products are thoughtfully designed and manufactured. To get the most from your new light fitting please follow these guidelines carefully.

Contents

1 x Floor lamp.

1 x Shade

Safety First/Important!

This lamp is a Class II product and is double insulated so does not require an earth.



Do not plug this lamp into the mains supply until it is completely assembled.

Assembly Instructions

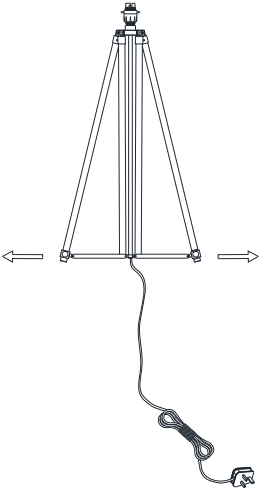
Unpack the contents of the carton. Lay the contents out on a flat surface giving yourself room to work.

1. Splay three feet to the maximum. (see the diagram on the right).
2. Adjust the lamp height by loosening the butterfly nut on each leg and sliding out foot from its slot to have the desired height. And then hand tighten the butterfly nut. Ensure three feet are same length to avoid fall.

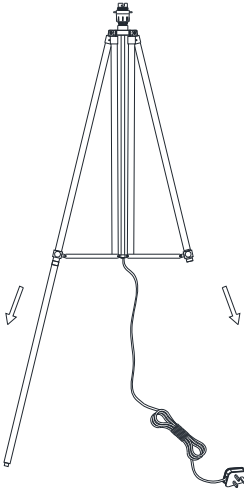
Attaching shade.

- 1) Unscrew the lampholder ring "B" from lampholder.
- 2) Place the shade "A" onto the lampholder.
- 3) Screw back the lampholder shade ring "B", ensuring the threads are correctly aligned. Hand tighten only. Don't over tighten.

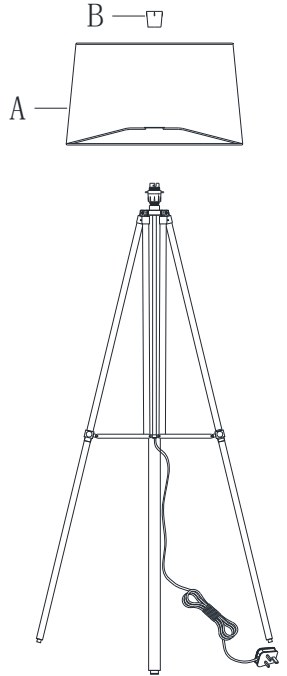
1



2



3

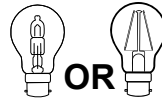


Selecting the correct light bulb

Wattage – 1 x CLASSIC 8.5W LED OR MAX 42W HALOGEN.

Voltage – 240 Volts.

Light bulb Cap – B22 (BC)



Do not exceed the maximum wattage. This may cause your light fitting to overheat.

Switch on!

You may now plug the floor lamp into the mains. We are sure you will be pleased with your new lamp.

Cleaning care

We recommend cleaning with a soft dry cloth. Do not use abrasive materials as these will rub away the decorative finish.

Safety information

For your safety, please remember the following:

Always switch off the supply before changing light bulbs or cleaning.

Allow bulbs to cool down before handling.

If the external flexible cable of this luminaire is damaged, it shall be exclusively replaced by the manufacturer or his service agent or a similar qualified person in order to avoid a hazard.

MATALAN
— home —
lighting



Isaac Washed Wood Floor Lamp

Instructions

Line Code: M490767